

PRODUCT INFORMATION

DF75A / DF90A



THE
ULTIMATE
OUTBOARD MOTOR

A NEW STANDARD IN FOUR-STROKE FROM SUZUKI

DF75A/DF90A

1 OVERWHELMINGLY LIGHT

The lightest weight in under 100hp class. (SUZUKI internal research)

2 THE LARGEST REDUCTION GEAR RATIO

2.59:1, the greatest reduction gear ratio under 100hp class. (SUZUKI internal research)

3 STYLISH FORM

- Three-dimensional S chrome emblem
- Black and white options

4 COMPACT

■ Offset drive shaft for compact body

5 FULL EQUIPMENT



OFFSET DRIVESHAFT



2-STAGE GEAR REDUCTION



LEAN BURN



SELF-ADJUSTING TIMING CHAIN



TILT LIMIT SYSTEM



SUZUKI TROLL MODE SYSTEM (OPTIONAL)



343lbs.
(20 inch)



PRODUCT INFORMATION

DF75A/DF90A

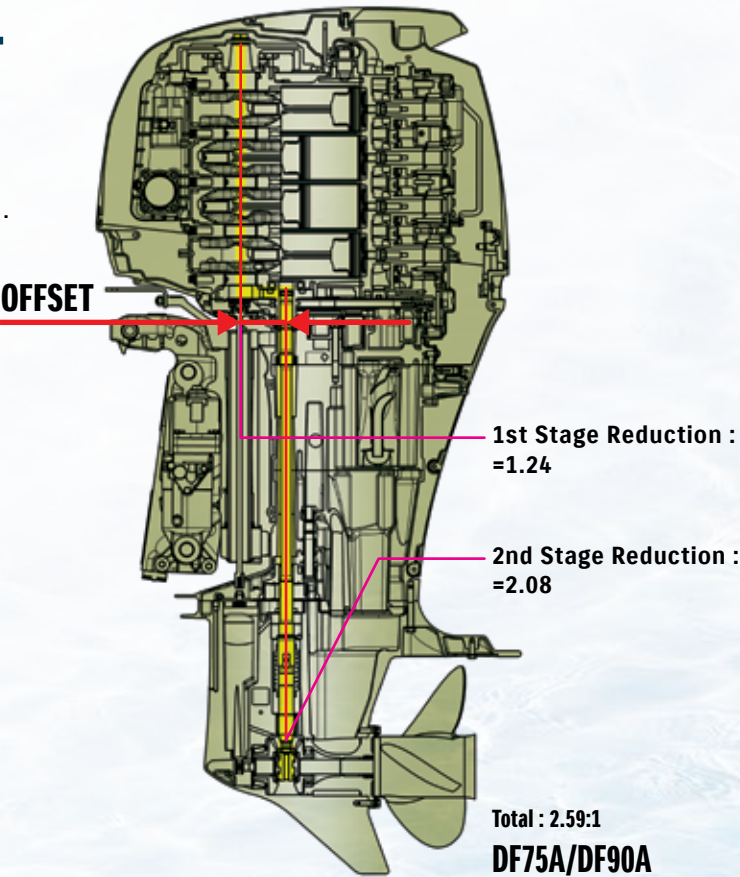
POWERFUL



OFFSET DRIVESHAFT

EXPLANATION : The engine powerhead is positioned closer to the front, moving the outboard's center of gravity forward.

- ADVANTAGE :**
- Less vibration
 - More compact engine
 - Stable steering performance



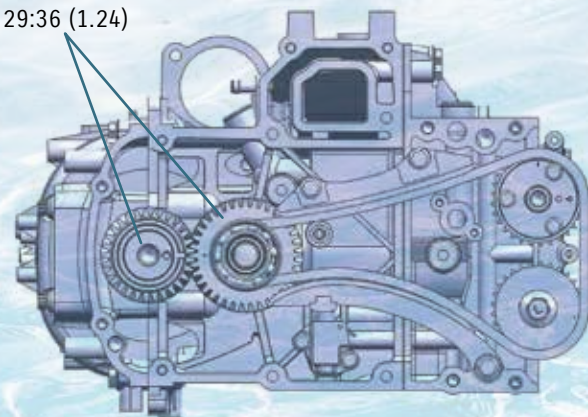
2-STAGE GEAR REDUCTION

EXPLANATION : This system which incorporates the Offset Driveshaft features a first stage reduction between the crankshaft and drive shaft and a second stage reduction inside the gear case. This design makes a larger gear ratio possible, allowing it to turn a large diameter propeller for high propulsive efficiency while providing higher torque.

- ADVANTAGE :**
- High propulsive efficiency with large diameter propeller.
 - Powerful navigation, maintaining propeller rotation even with a larger load.
 - Tremendous power to turn large diameter propellers, offering quick acceleration.

These reduction gear ratios are the largest in each class.

MODEL	DF75A/DF90A
GEAR RATIO	2.59:1



FUEL EFFICIENT



LEAN BURN

EXPLANATION : The Lean Burn Control System supplies the right fuel and air mixture depending on the navigation conditions.

- ADVANTAGE :**
- Significant improvement in fuel economy in all speed ranges especially at cruising speed.
 - Fuel costs can be saved thanks to improved fuel economy.

LEAN BURN

USER FRIENDLY

Suzuki Easy Start System

The Suzuki easy start system no longer require to hold the key until the engine start. Now simply turn the key and release and the starter will stay engaged until the engine starts.

The system also features more precise cylinder detection, fuel injection, and ignition control to deliver smoother and improved starts, more efficient combustion, and greater fuel economy making the outboard more environmentally friendly.

PRODUCT INFORMATION


DF75A/DF90A

HIGH PERFORMANCE FEATURES

STREAMLINED GEAR CASE AND HIGHLY EFFICIENT PROPELLER

The lower gear case on all of our outboard motors utilizes a hydrodynamic design. As the lower unit moves through the water its sleek form reduces drag by up to 36% compared to conventional designs, contributing to faster acceleration and increased speed.

Thanks to the powerful torque delivered by Suzuki's two-stage gear reduction, these outboards can turn a large diameter propeller. Suzuki has engineered a new highly efficient propeller that takes advantage of this torque to provide faster acceleration and a higher top speed.



RELIABLE



SELF-ADJUSTING TIMING CHAIN

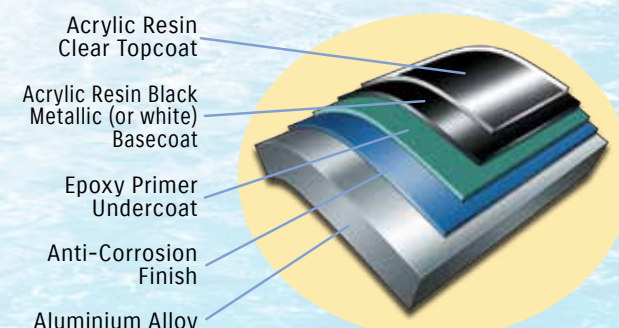
EXPLANATION : The timing chain runs in an oil-bath so it never needs lubricating, and is equipped with an automatic hydraulic tensioner so it remains properly adjusted at all times.

ADVANTAGE : ■ Higher durability compared to belt types.
■ Maintenance-free.

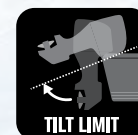


SUZUKI'S ANTI CORROSION FINISH

Bonding the finish to the outboard's alloy surface our specially formulated anti-corrosion finish has long been used as an effective treatment against corrosion and is found on all of our outboards.



INNOVATIVE



TILT LIMIT SYSTEM

EXPLANATION : A tilt limit system that prevents the outboard from tilting beyond a certain angle.

ADVANTAGE : ■ Prevents damage to the boat or outboard due to excessive outboard tilting.



SUZUKI TROLL MODE SYSTEM (OPTIONAL EQUIPMENT)

EXPLANATION : A system that can move the boat at a constant speed.

ADVANTAGE : ■ Boat can be moved at a set speed without operating the throttle.



DUAL ENGINE FLUSH PORTS

Over time, salt, sand, and dirt build up can restrict flow in the cooling system causing damage. To help prevent such buildup, DF75A is equipped with two freshwater flush ports that make flushing the cooling system much easier. With one port located on the port side of the down housing and a second on the front panel, you'll always have easy access to the flushing system whether the boat is in or out of the water.



FEATURES

MODEL		90A	
BODY COLOR	PEARL NEBULAR BLACK	●	●
	COOL WHITE	●	●
2-STAGE GEAR REDUCTION SYSTEM		●	●
HYDRODYNAMIC GEAR CASE		●	●
OFFSET DRIVESHAFT		●	●
DIRECT IGNITION		●	●
SELF-ADJUSTING TIMING CHAIN		●	●
SUZUKI LEAN BURN CONTROL SYSTEM		●	●
SUZUKI EASY START SYSTEM		●	●
LOW OIL PRESSURE CAUTION		●	●
FRESH WATER FLUSHING SYSTEM		●	●
SUZUKI TROLL MODE SYSTEM		○	○
TILT LIMIT SYSTEM		●	●

SPECIFICATIONS

MODEL	
RECOMMENDED TRANSOM HEIGHT IN	L: 20 X: 25 (DF90A Only)
STARTING SYSTEM	Electric
WEIGHT LBS *1	L: 343 X: 352
ENGINE TYPE	DOHC 16-Vakve
FUEL DELIVERY SYSTEM	Multi-Point Sequential EFI
NO. OF CYLINDERS	4
PISTON DISPLACEMENT IN ³	91.8
BORE X STROKE IN	3.00 x 3.30
MAXIMUM OUTPUT HP (PS)	DF75A: 75 DF90A: 90
FULL THROTTLE OPERATING RANGE RPM	DF75A: 5,000-6,000 DF90A: 5,300-6,300
STEERING	Remote
OIL PAN CAPACITY QTS	4.2
IGNITION SYSTEM	Fully-Transistorized
ALTERNATOR	12V 27A
ENGINE MOUNTING	Shear Mount
TRIM METHOD	Power Trim and Tilt
GEAR RATIO	2.59:1
GEAR SHIFT	F_N_R
EXHAUST	Through Prop Hub
PROPELLER SELECTION (PITCH)*	9"-26"

* With battery cable, without propeller & engine oil.

** Boats and motors come in a large variety of combinations. See your authorized dealer for correct prop. selection to meet recommended RPM range at W.O.T.

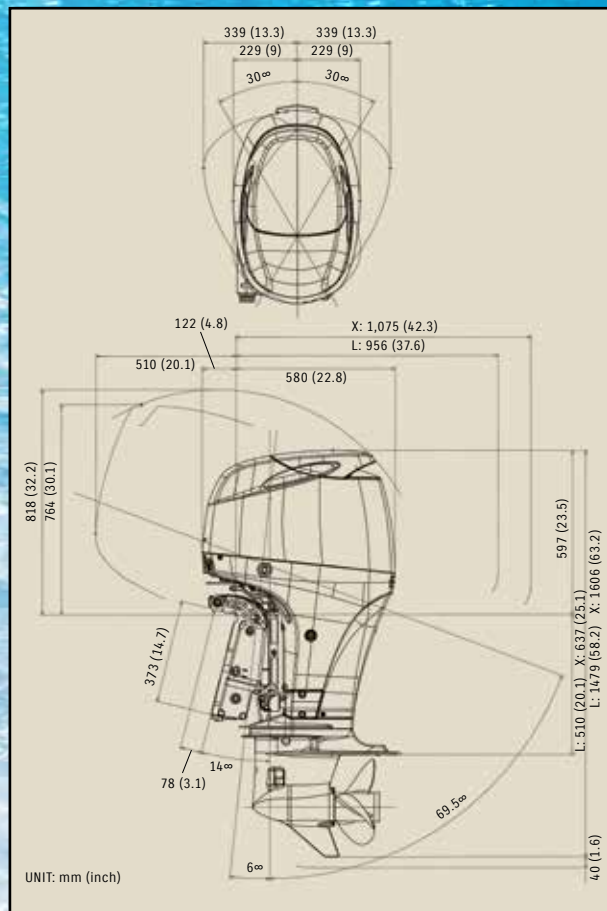
Please read your owner's manual carefully. Remember, boating and alcohol or other drugs don't mix. Always use a personal flotation device. Please operate your outboard safely and responsibly.

Suzuki encourages you to operate your boat safely and with respect for the marine environment.

Specifications, appearances, equipment, colors, materials and other items of "SUZUKI" products shown on this catalogue are subject to change by manufacturers at any time without notice and they may vary depending on local conditions or requirements. Some models are not available in some territories. Each model might be discontinued without notice. Please inquire at your local dealer for details of any such changes. Actual body color might differ from the colors in this brochure.

5 YEAR LIMITED WARRANTY applies to qualifying purchases of Suzuki outboard motors sold and delivered to the retail purchaser, for pleasure (non-commercial) use only, from April 1, 2022 through March 31, 2023. See Suzuki Limited Warranty for additional details. Suzuki, the "S" logo, and Suzuki model and product names are Suzuki Trademarks or ®. © 2022 Suzuki Marine USA, LLC. All rights reserved.

DIMENSIONS



CARB Three-Star Label
The three-star label identifies engines that meet the California Air Resources Board's 2008 exhaust emission standards. Engines meeting these standards have 65% lower emissions than EPA 2006 exhaust emission standards.



EPA 2006 Label
Suzuki's four-stroke technology ensure compliance with EPA 2006 exhaust emission standards set by the U.S. Environmental Protection Agency.

*All propellers are the 3-blade type. Please inquire at your local dealer for details of the propeller.



SUZUKI MARINE USA, LLC

13521 PRESTIGE PLACE, TAMPA FL 33635-9619
www.suzukimarine.com

99999-C1047-001 DF90/75 Product Information US